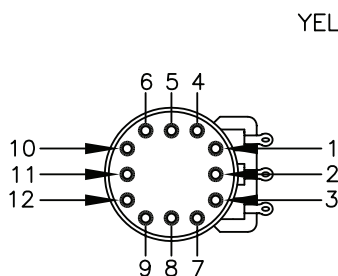
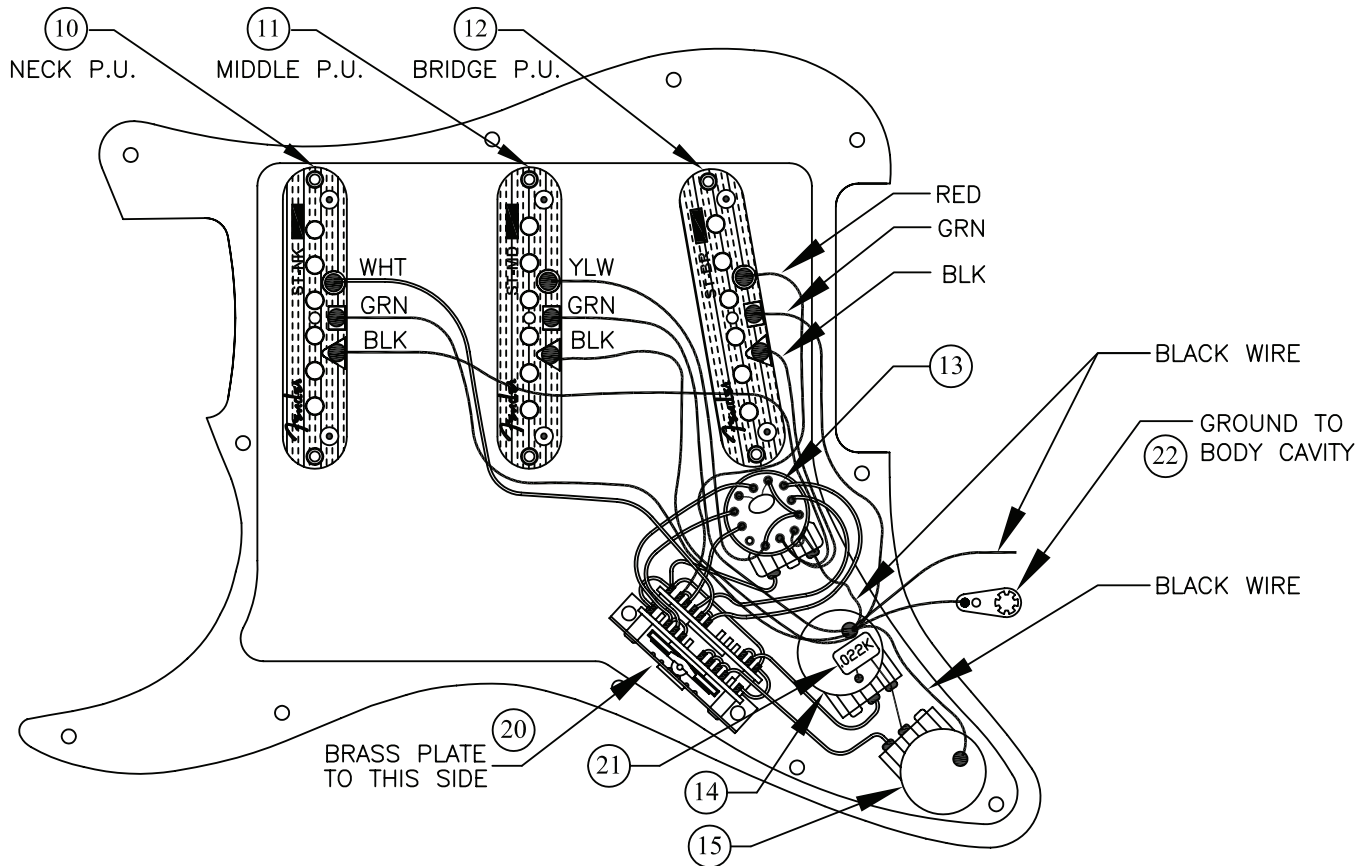
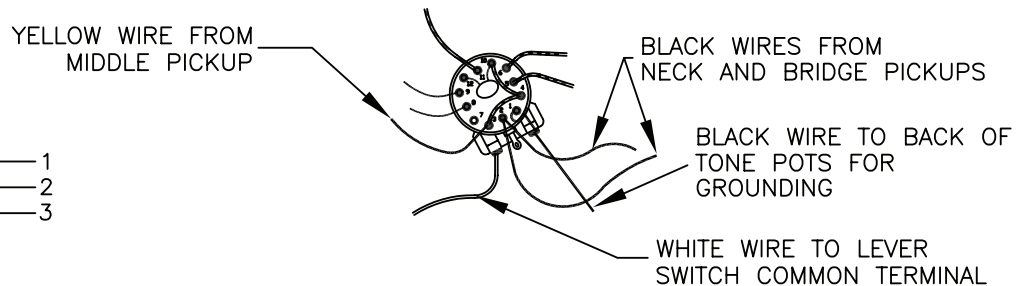


AMERICAN DELUXE STRATOCASTER® 0101302, V NECK, MN

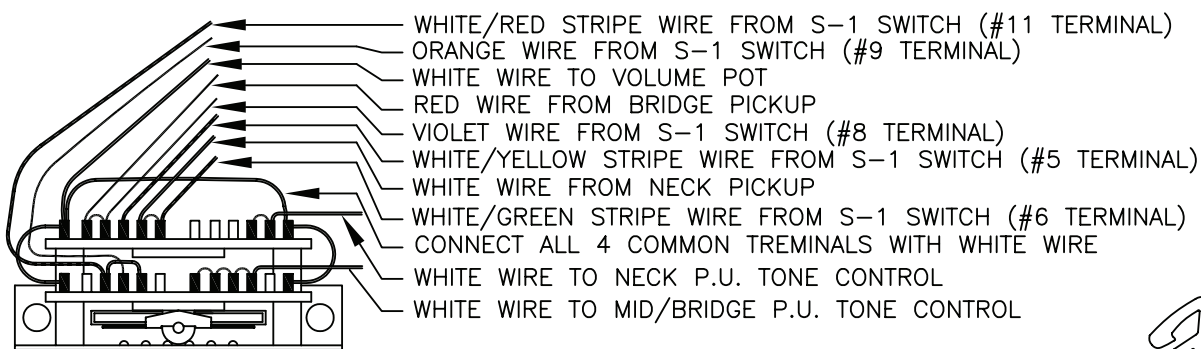
WIRING DIAGRAM



S-1 SWITCH TERMINAL NUMBERS



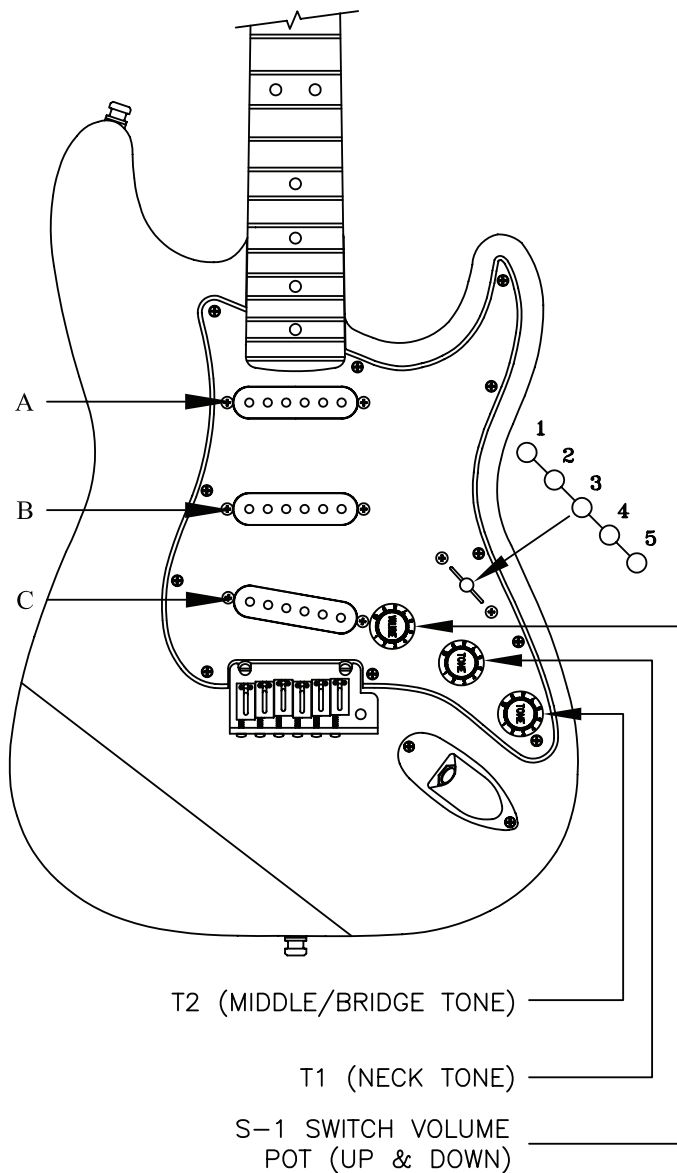
S-1 SWITCH WIRING DETAIL



LEVER SWITCH WIRING DETAIL

AMERICAN DELUXE STRATOCASTER® 0101302, V NECK, MN

SWITCH & CONTROL FUNCTION



MV = MASTER VOLUME
 T1 = NECK TONE
 T2 = MID/BRIDGE TONE
 + = SERIES CONNECTION
 / = PARALLEL CONNECTION
 SC = SPECIALS CAPACITOR

5 WAY SW POSITIONS, S-1 SWITCH UP					
1	2	3	4	5	POSITION
MV T1	MV T1+T2	MV T2	MV T2	MV T2	CONTROL
					← NECK (A)
					← MIDDLE (B)
					← BRIDGE (C)
	A/B		B/C		CONNECTION

5 WAY SW POSITIONS, S-1 SWITCH DOWN					
1	2	3	4	5	POSITION
MV T1	MV T1+T2	MV T2	MV T2	MV T2	CONTROL
					← NECK (A)
					← MIDDLE (B)
					← BRIDGE (C)
A+B	(A/SC) + B	(A/C) + B	B + (C/SC)	B+C	CONNECTION

	PICKUP IS ON
	PICKUP IS OFF
<i>A</i>	PICKUP (NECK)
<i>B</i>	PICKUP (MIDDLE)
<i>C</i>	PICKUP (BRIDGE)